

# OL Remote Print

OL Remote Print is an exciting new extension from Objectif Lune that enables users to easily print or create documents from anywhere.

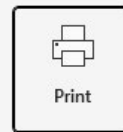
OL Remote Print allows organizations to deploy and manage remote printing workflows centrally. This enables remote work to be done more efficiently and ensures that company standards are followed for formatting and security.

## Flexible remote printing

With OL Remote Print, remote workers and office-based teams can securely submit, review, and control print jobs from any Windows application.

Created with flexibility in mind, you can choose between standard silent printing or an interactive mode that offers a more customizable experience. This mode launches a web browser displaying a custom web page for the solution, which may include options for users to preview the job, enter metadata, or configure print settings before processing.

## Print



Copies: 1

### Printer

OL Remote Print client  
Ready

[Printer Properties](#)

### Settings

Print All Pages  
The whole thing

Pages: 1

Print One Sided  
Only print on one side

## Automate and centralize

OL Remote Print simplifies and further extends job submission while giving organizations centralized control over remote printing processes.

Set up multiple printer drivers on each machine, each configured to print to a different workflow, document-creation, or print process

Configure the system once, then empower teams to print from familiar tools such as Microsoft Word or Acrobat Reader without additional steps or training

## Simple installation and deployment

Take advantage of a lightweight software footprint that only requires a local extension

Complete installation and add or update users without touching all of the infrastructure

Optimize job handling between multiple servers to make sure performance is always at its peak

## Design custom interactive print flows

Create highly custom and familiar experiences for users going through workflows to guide them through metadata entry, document selection, approvals, and much more.

OL Remote Print is perfect for regulated industries, multi-step workflows, and cases where control and accuracy are paramount.




## Transform print operations

OL Remote Print empowers teams to print smarter from anywhere, creating more convenient processes for users and reducing the burden on IT staff.



### Key capabilities

- Simple, lightweight infrastructure
- Wide range of options for integration
- Interactive and custom print experiences
- Cloud-based licensing and updates
- Load balancing and multi-server support
- Built-in admin console for full control
- Secure communication and permission



### Benefits at a glance

**Remote work support:** Make sure that users have the same convenient experience in and out of the office.

**Minimal training:** Deploy quickly and let users print from the tools they already know.

**Secure print processes:** Control access with secure API keys and ensure documents are handled appropriately.


**Operational efficiency:** Streamline the front-end interaction and back-end management, saving time for both users and administrators.

**Quality control:** Centralized print center ensures formatting and output standards using production-grade equipment.

**Centralized oversight:** Upland Professional Services, an authorized reseller, or internal technical resources manage workflows and updates through the OL Remote Print Console.

### Modern print control, reimagined

Whether printing from a single office or across multiple locations or supporting remote and home-based workers, OL Remote Print enables consistent, controlled, and intelligent print workflows that grow with your business. From configuration to confirmation to compliance, OL Remote Print ensures every job is handled correctly every time.



## OL Remote Print in action: payment reminders and collection notices

Streamline the printing of reminders and collection notices, which require different processing workflows, templates, and information unique to each customer.

### Technical resources:

- Install the OL Remote Print Server and manage accounts and API keys via the OL Remote Print Console
- Deploy the OL Remote Print Client on all relevant user systems, configuring two printers—Collections and Reminders
- Map each printer to corresponding workflows, enabling users to print directly from their applications while triggering the correct processing sequence

### Individual users:

- Start in a standardized Word template, then customize it for the reminder or notice they're working on
- Select the printer driver for the relevant workflow from the print dialog within the application being used
- Continue to the custom web page, search for recipients via CRM integration, add reference numbers and subjects, and preview the output
- Complete the process, resulting in consistent formatting and downstream distribution that is easily repeatable for each event



### Other common use cases for OL Remote Print

- General correspondence letters
- Contracts and agreements
- Disclosures and notices (legal, regulatory, privacy)
- Escalation and follow-up notices
- Reports (status, incident, discharge)
- Case correspondence
- Confirmations (payment, appointment, renewal)
- Applications and onboarding
- Statements and summaries



## Ready to get things done?

Let us show you what OL Remote Print can do.

[Request a Demo](#)

**Upland Objectif Lune** helps companies automate business communications processes with its digital transformation solutions. With OL Connect technology, customers can create, manage, distribute, and automate transactional and promotional documents while keeping their existing business systems.

