



PSA MATCH GAME! REPORTING ON TIME


Tenrox Solution Consulting Team

Feb 2nd , 2017

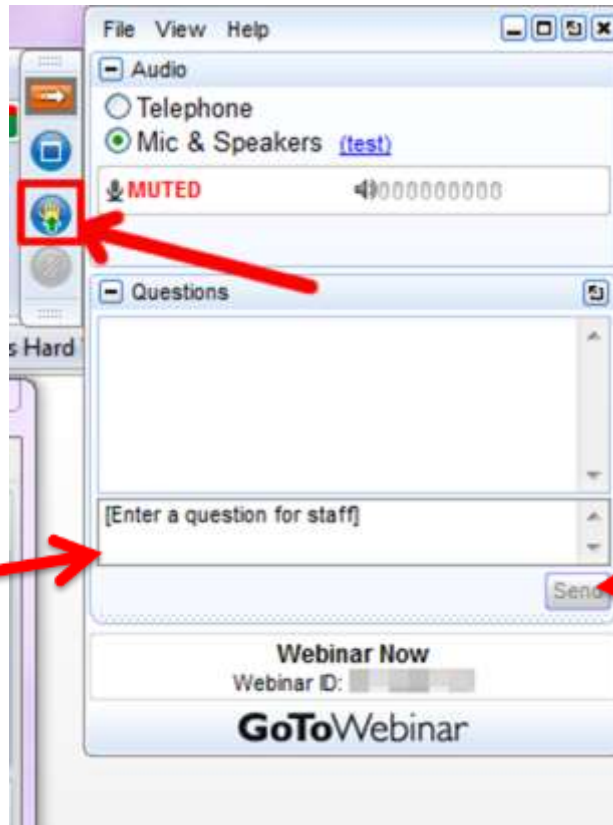
TODAY'S SPEAKER



Eric Demers
Senior Solution Consultant




HOUSEKEEPING

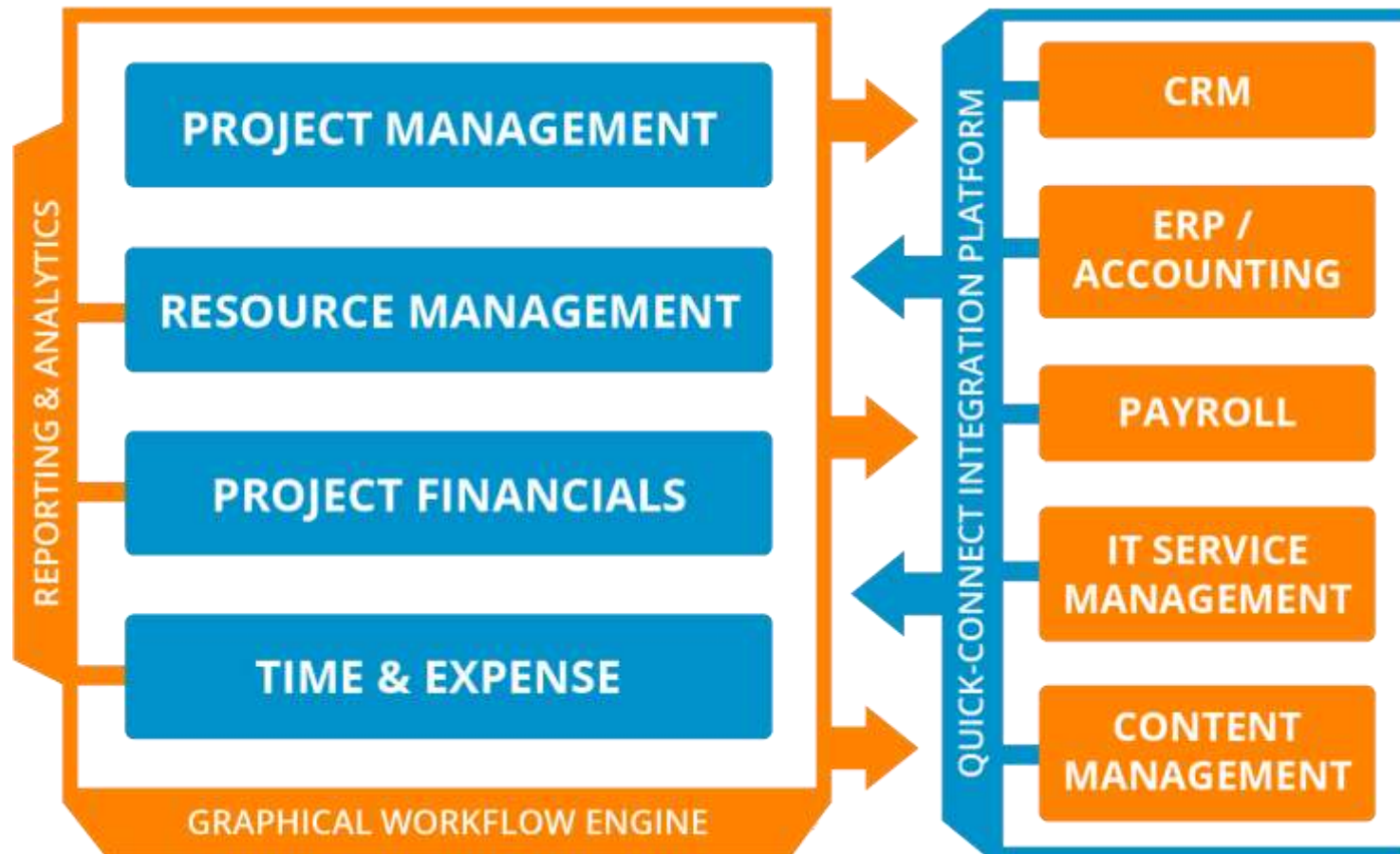


Type in your question here

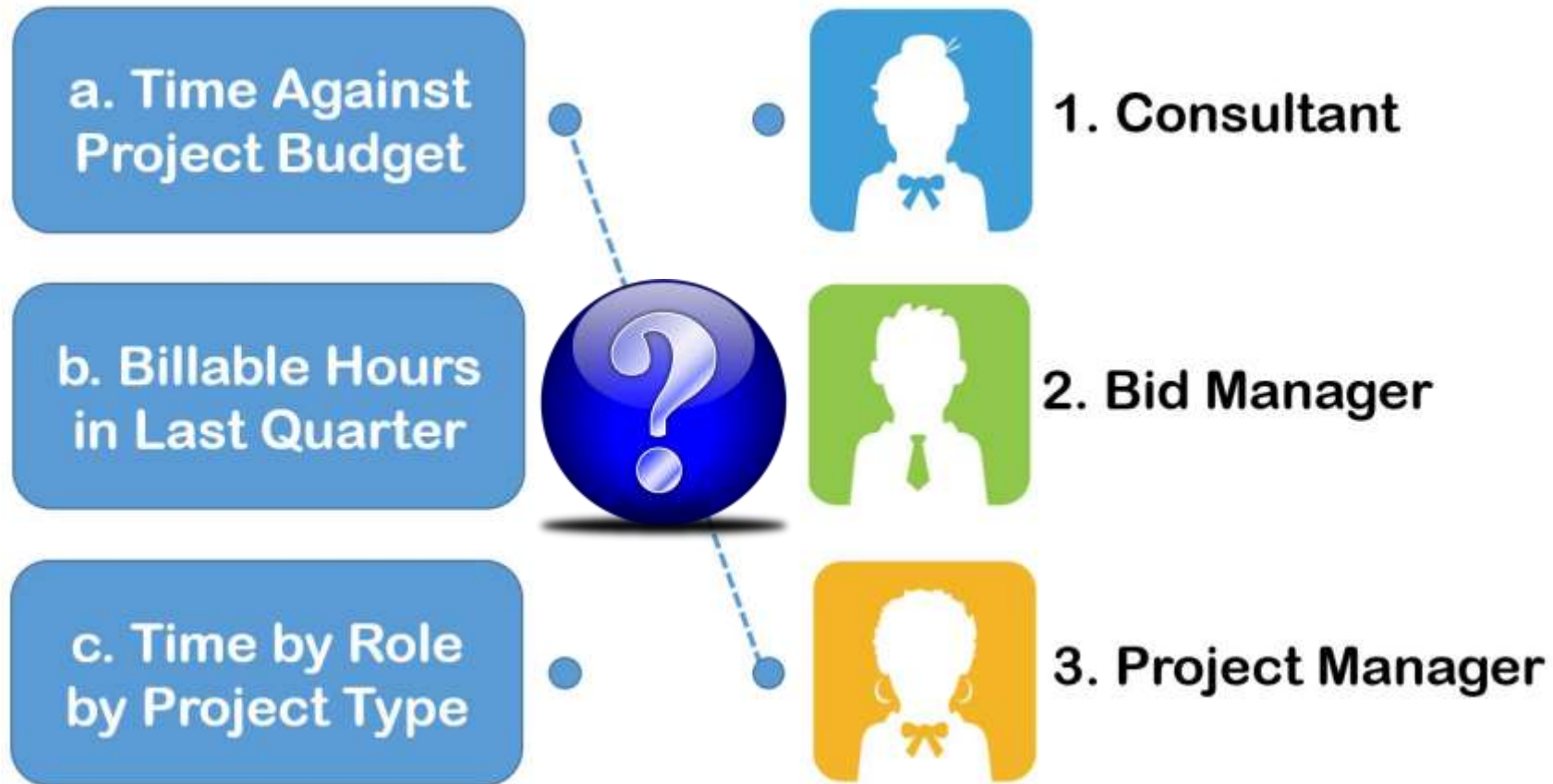
Click Send



WHAT IS TENROX PSA?



MATCH QUESTION



MATCH ANSWER

a. Time Against Project Budget

b. Billable Hours in Last Quarter

c. Time by Role by Project Type




1. Consultant



2. Bid Manager



3. Project Manager



- Dashboards
- Project Dashboard
- Client Central
- Project Central
- Resource Central
- Document Central
- Tag Cloud
-
-
-
-

Portals > Project Central

My Projects ▾ × Available Projects × Hardware Projects × Templates ×

[Refresh](#) | [New](#) | [Delete](#) | [Import Budget](#) | [Invoice Batch Manager](#) | [Invoice Manager](#)

Search by: For:

<input type="checkbox"/>	Client	Project	Baseline Time Budget	Total Time	State
<input type="checkbox"/>	Best Buy Co. Inc.	Corporate Expense Tracking	64,000.00 hr(s)	23,428.25 hr(s)	In Progress
<input type="checkbox"/>	Internal	CRM Deployment	0.00 hr(s)	0.00 hr(s)	Opportunity
<input type="checkbox"/>	Honda Motor Company	ERP Deployment (TPP)	2,748.00 hr(s)	1,829.00 hr(s)	Opportunity
<input type="checkbox"/>	Bank Of America	Platform Deployment	900.00 hr(s)	676.00 hr(s)	Opportunity
<input type="checkbox"/>	Internal	Project RFA	0.00 hr(s)	0.00 hr(s)	Opportunity
<input type="checkbox"/>	Ford Motor Company	Resource Management	5,000.00 hr(s)	1,999.00 hr(s)	In Progress
<input type="checkbox"/>	JP Morgan	Upgrade Phone App	100.00 hr(s)	147.00 hr(s)	Opportunity

MATCH ANSWER

a. Time Against Project Budget

b. Billable Hours in Last Quarter

c. Time by Role by Project Type



1. Consultant



2. Bid Manager



3. Project Manager

Back | Preview | Hide Parameters

Parameters

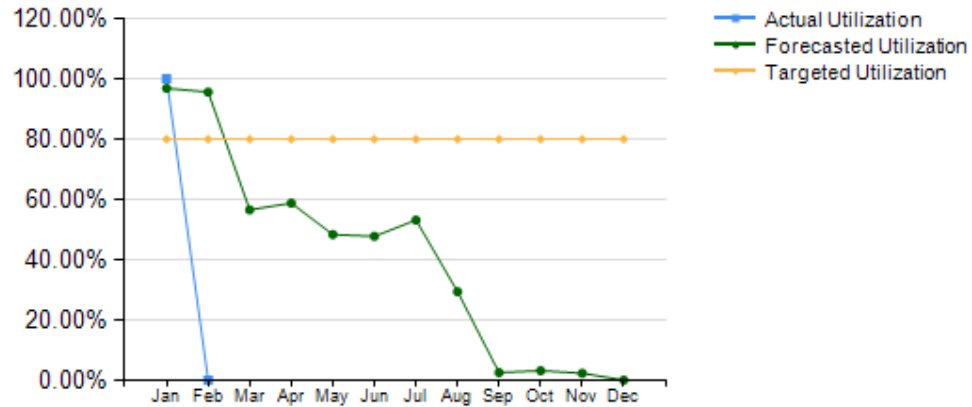
Reference Date: User: Calculate actual utilization based on capacity

1 of 1 Find | Next

Utilization Summary

Target	Week to Date	Month to Date	Quarter to Date	Year to Date
80.00%	0.00%	0.00%	100.00%	100.00%

Utilization VS Target



Work Plan

Project	Jan 30	Feb 06	Feb 13	Feb 20	Feb 27	Mar 06	Mar 13
Platform Deployment		10.00		39.00			
Resource Management	33.00	29.00	39.00		32.00	39.00	37.00
Windows 365 deployment	1.00	1.00	1.00	1.00	1.00	1.00	1.00
Total	34.00	40.00	40.00	40.00	33.00	40.00	38.00

Utilization by Quarter

Q1			Q2			Q3			Q4		
Act	Fcst		Act	Fcst		Act	Fcst		Act	Fcst	
100.00%	81.75%		-	51.37%		-	28.37%		-	1.81%	
Jan	Feb	Mar	Apr	May	Jun	Jul	Aug	Sep	Oct	Nov	Dec

MATCH ANSWER

a. Time Against Project Budget

b. Billable Hours in Last Quarter

c. Time by Role by Project Type




1. Consultant

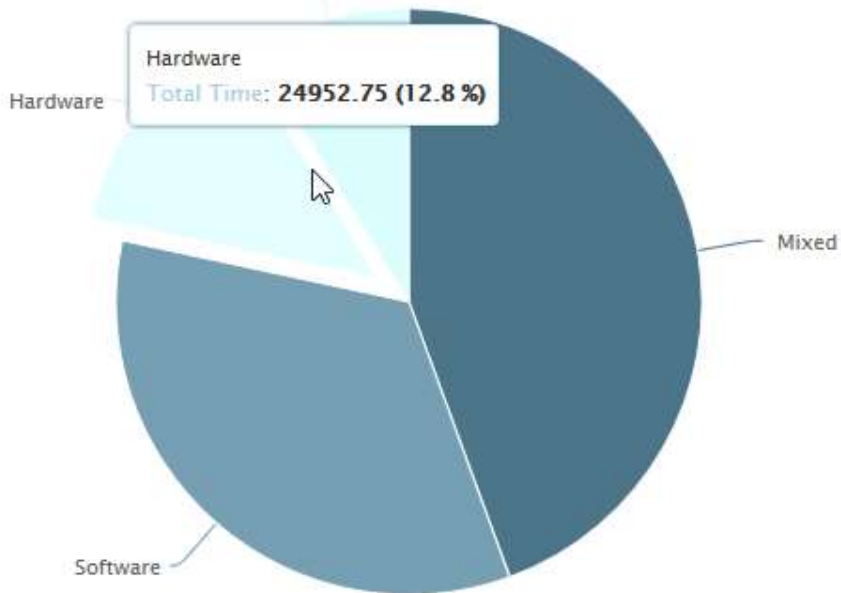


2. Bid Manager



3. Project Manager





Software

Work Type	Total Time
Analysis	10.00
Business Analysis	29,171.05
Client Meeting	349.00
Client Training	2,294.00

Q & A



CONTACT US

Phone

- + Direct: 450-688-3444
- + Toll free (US and Canada): 855-944-PLAN

Email

- + info@uplandsoftware.com

Website

- + www.tenrox.com



CONNECT WITH US



@tenrox



Tenrox



Company: Tenrox

